


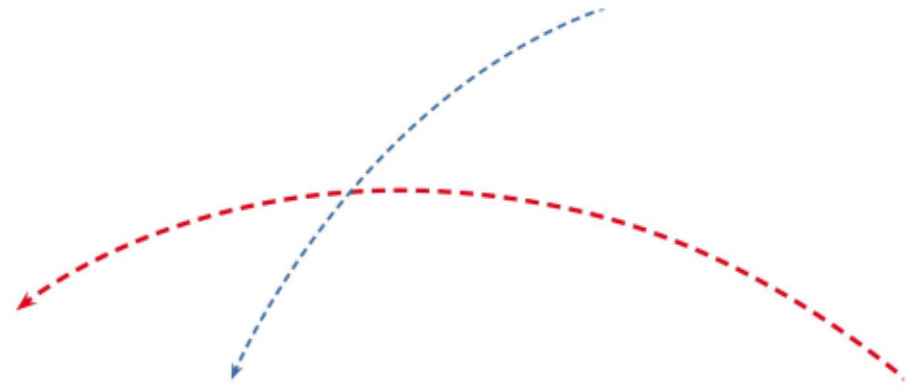


Europe Latin America
Collaborative e-Infrastructure
for Research Activities





Tools and services to enhance
collaboration between Europe and
Latin America in research activities



The ELCIRA Project aims to coordinate a series of collaboration tools and services that are being developed in Europe and Latin America in order to provide an interoperability framework that facilitates the work of European-Latin American research teams and to foster collaboration in joint research projects.

Who collaborates in ELCIRA?

RedCLARA, Uruguay, coordinating institution

DANTE, United Kingdom

GARR, Italy

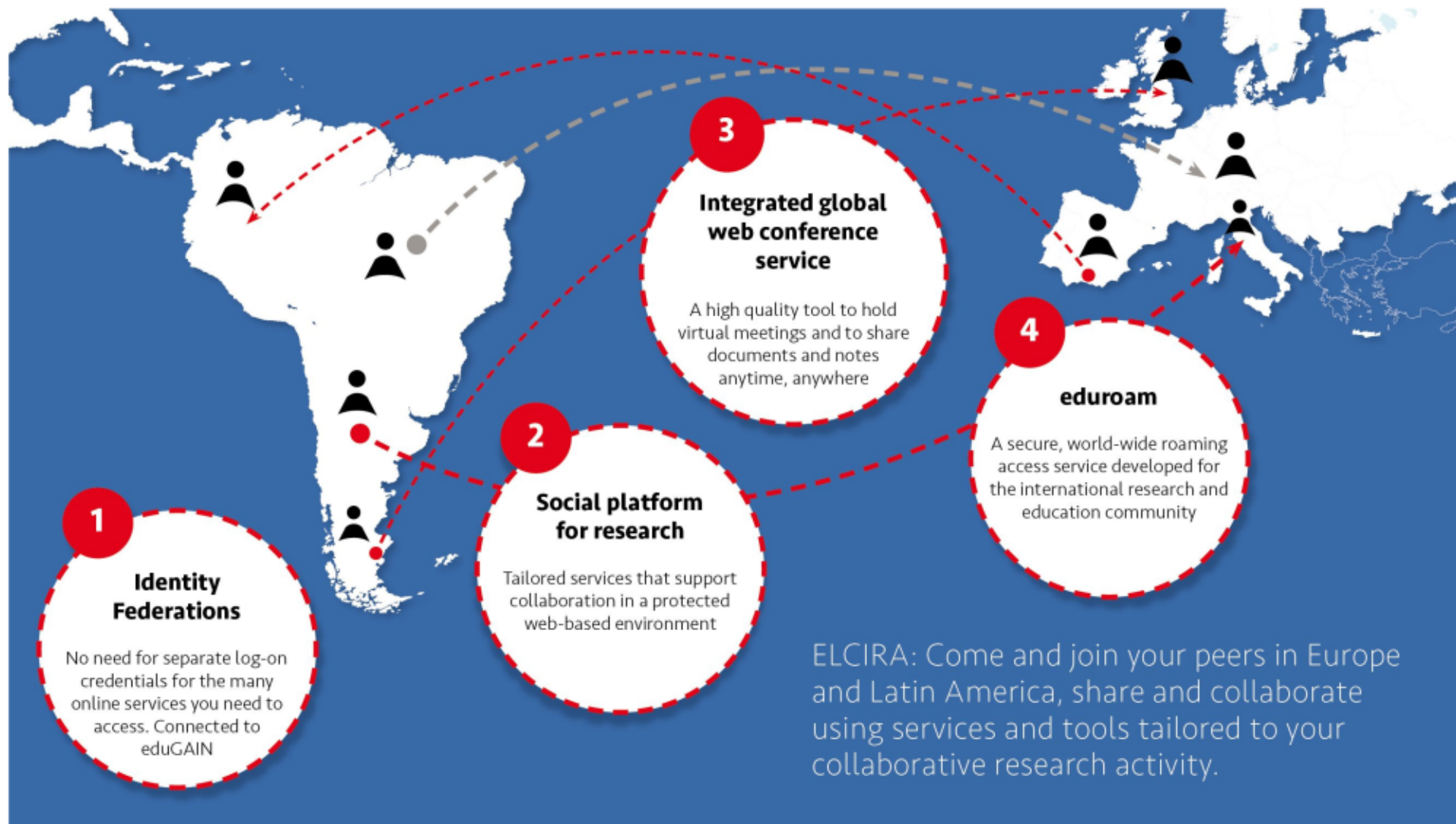
RNP, Brazil

RENATA, Colombia

TERENA, the Netherlands

RedIRIS, Spain

- 
- Coordinator: RedCLARA
 - Project Duration: 24 Months
 - Total Budget: € 1,368,695
 - EC Contribution: € 1,000,000 Contents



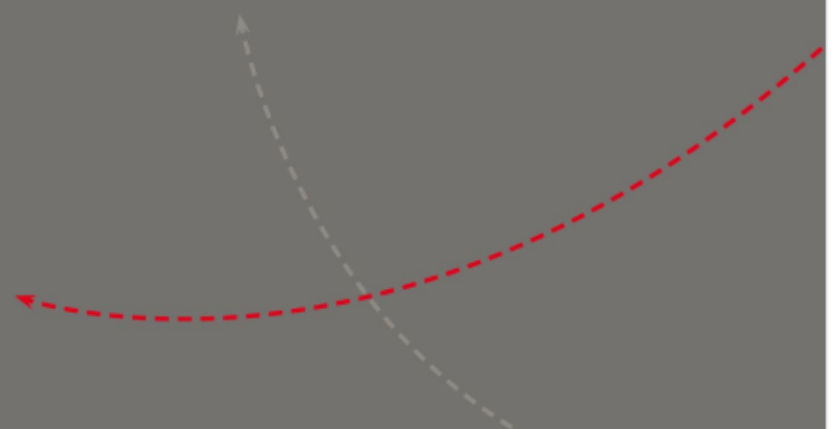
Go further with your research:

Tailored tools = Collaboration = Enhanced research

Would you like to know more?

Please visit:

<http://elcira.redclara.net/>



Current available services for NREN's users

Filesender

A service to share large files (up to 10Mb). Provided by GARR.

Wiki

Collaborative content management.

Webconference

Desktop conference.
Provided by RedCLARA.



Communities Manager

Services for communities centric collaboration: Discussions, News, Photo albums, Videos, Messages.

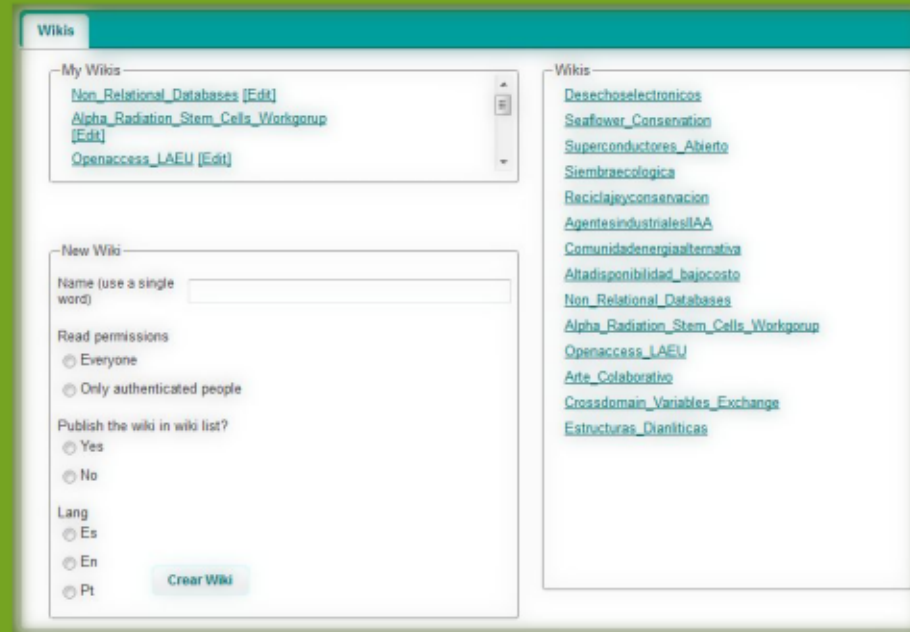
Current available services for NREN's users

Wiki

✓ Create any wiki you need to exchange knowledge, notetaking or keep information with your research community.

✓ Upload and link documents, images, audio or other files.

✓ Create, modify or delete content in a collaborative fashion.



The screenshot displays the NREN Wiki interface. It features a teal header with the word 'Wikis'. Below the header, there are two main sections: 'My Wikis' and 'New Wiki'. The 'My Wikis' section contains a list of existing wikis: 'Non_Relational_Databases [Edit]', 'Alpha_Radiation_Stem_Cells_Workgroup [Edit]', and 'Openaccess_LAEU [Edit]'. The 'New Wiki' section includes a form for creating a new wiki, with fields for 'Name (use a single word)', 'Read permissions' (radio buttons for 'Everyone' and 'Only authenticated people'), 'Publish the wiki in wiki list?' (radio buttons for 'Yes' and 'No'), and 'Lang' (radio buttons for 'Es', 'En', and 'Pt'). A 'Crear Wiki' button is located at the bottom of the form. To the right of the 'New Wiki' form, there is a list of existing wikis: 'DesechosElectronicos', 'Seafower_Consenation', 'Superconductores_Abierto', 'Siembraecologica', 'ReciclajeYconservacion', 'AgentesindustrialesIAA', 'Comunidadenergiaalternativa', 'Altadisponibilidad_bajocosto', 'Non_Relational_Databases', 'Alpha_Radiation_Stem_Cells_Workgroup', 'Openaccess_LAEU', 'Arte_Colaborativo', 'Crossdomain_Variables_Exchange', and 'Estructuras_Dianiticas'.

Current available services for NREN's users

The screenshot displays a webconference interface with several components:

- Users:** A list of participants including Carloto [you], Fabian C., and Jennifer.
- Task List:** A table of tasks with columns for Name, Duration, Start, and Finish. The tasks include:

| Nombre de tarea | Duración | Inicio | Terminó |
|--|-----------|--------------|--------------|
| Implementación RT VoIP de Clara | 25 días* | Qui 20/06/11 | Sab 25/11/12 |
| Charra para el NREN de Huesca | 1 día* | Qui 20/06/11 | Qui 20/06/11 |
| Análisis | 118 días* | Qui 20/06/11 | Qui 20/11/11 |
| Evaluación de la seguridad | 15 días* | Qui 20/06/11 | Qui 20/11/11 |
| Análisis de los resultados de OTs VoIP anteriores | 23 días* | Sab 11/08/11 | Qui 21/08/11 |
| Estudio de las acciones en VoIP de las PMEs de Clara | 23 días* | Sab 11/08/11 | Qui 21/08/11 |
| Actualización de la información en el portal | 46 días* | Sab 11/08/11 | Sab 20/09/11 |
| Definición | 36 días* | Sab 11/08/11 | Qui 21/08/11 |
| Estudiar la posibilidad de servicios y formas de participación al RT | 36 días* | Sab 11/08/11 | Sab 11/11/11 |
| Definir procesos de trabajo del NREN | 36 días* | Sab 11/08/11 | Sab 11/11/11 |
| Definir las características funcionales y técnicas del sistema | 44 días* | Sab 11/08/11 | Qui 21/11/11 |
| Despliegue | 107 días* | Qui 20/06/11 | Sab 10/08/12 |
| Desarrollar y probar el sistema RT VoIP | 92 días* | Qui 20/06/11 | Sab 27/04/12 |
| Hacer el Manual para la conexión con el RT | 58 días* | Sab 11/08/11 | Sab 11/05/12 |
| Realizar la configuración de parámetros del sistema | 16 días* | Sab 11/08/11 | Sab 25/05/12 |
| Desarrollar el Servicio Filtro de spam correo tráfico VoIP | 15 días* | Sab 11/08/11 | Sab 15/06/12 |
| Adaptar los NRENs | 46 días* | Sab 11/08/11 | Sab 10/06/12 |
| Divulgación | 273 días* | Qui 20/06/11 | Sab 25/11/12 |
| Preparar acciones para la divulgación de Servicio | 47 días* | Qui 20/06/11 | Sab 06/08/12 |
| Realizar las acciones de despliegue | 121 días* | Sab 11/08/11 | Sab 29/06/12 |
| Estudio de los resultados, incluso la economía estimada | 46 días* | Sab 11/08/11 | Sab 25/10/12 |
| Despliegue de los resultados | 36 días* | Sab 11/08/11 | Sab 25/11/12 |
- Chat:** A window with a welcome message: "Welcome to Sala VCE RedCLARA #".
- Video Deck:** A gallery of video thumbnails for participants Carloto [you], Jennifer, and Fabian C.

Webconference

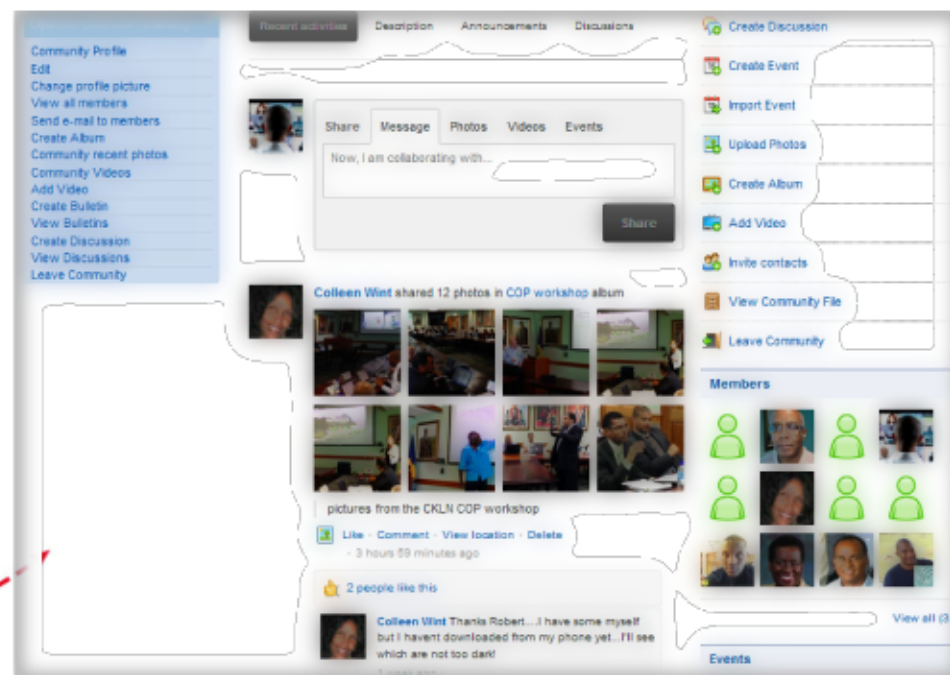
✓ Communicate in real time, with image and sound, and for as long as you want to, with the members of your research community.

✓ Upload and show presentations, take collaborative notes and share your desktop.

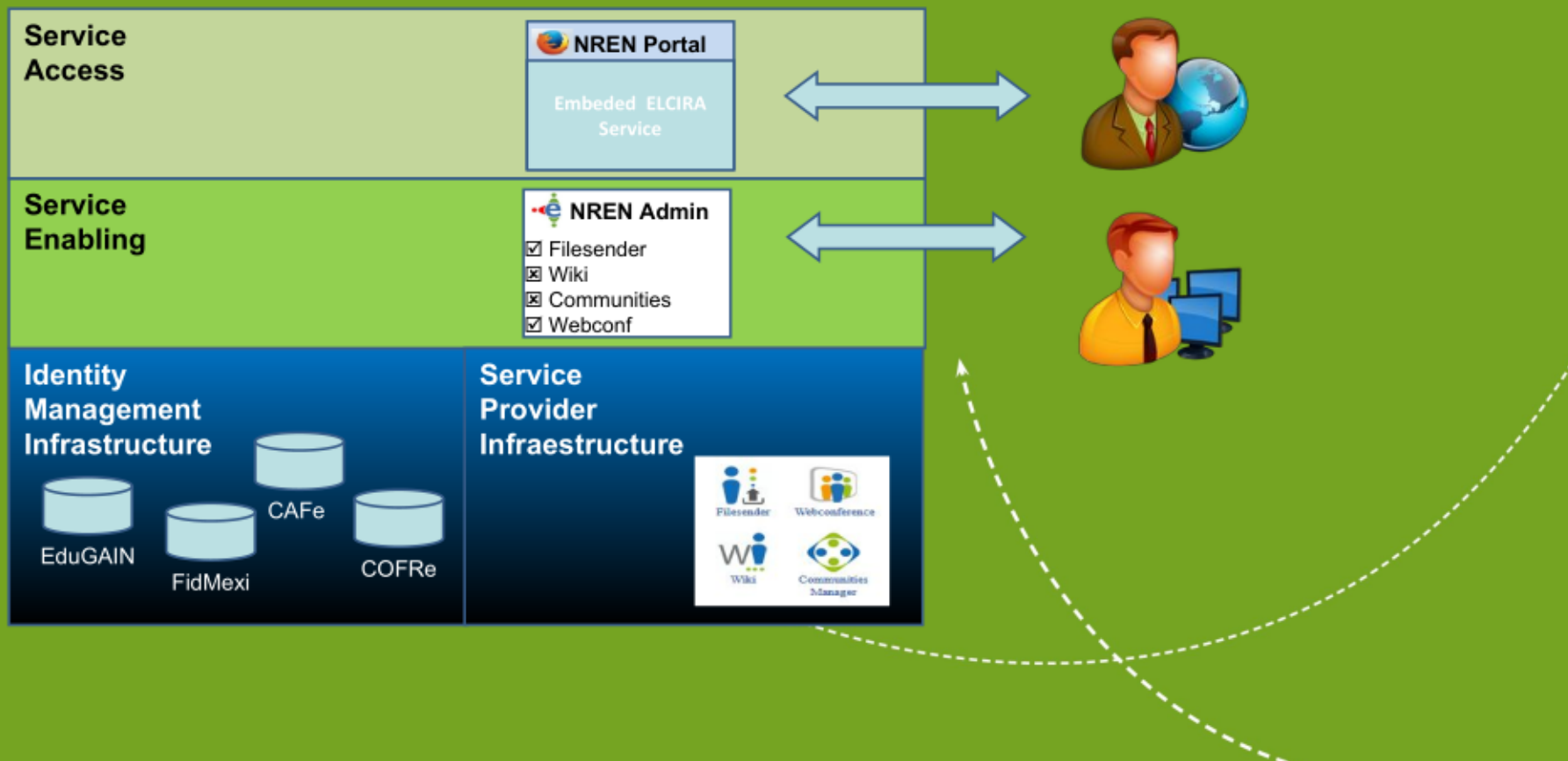
Current available services for NREN's users

Communities

- ✓ Create online spaces to publish Discussions, News, Events and send messages for your research community into a central point.
- ✓ Share Photo and Videos.



Current available services for NREN's users

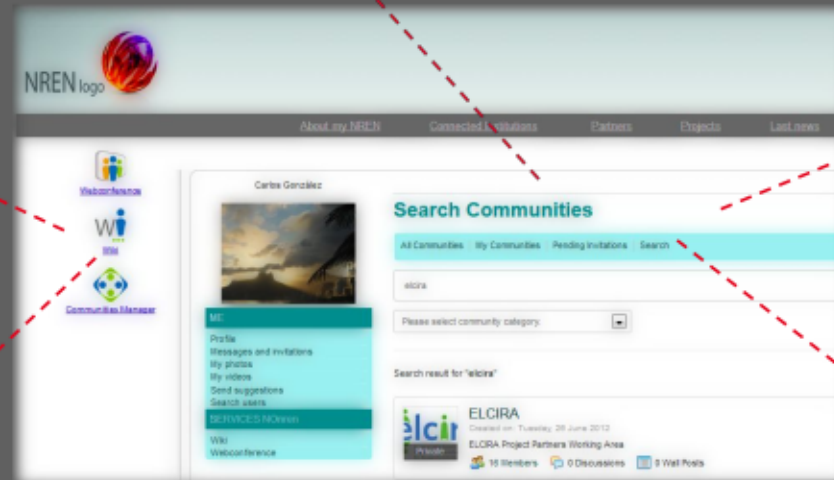


Current available services for NREN's users

Keep using you NREN URL and Look and Feel, your **menus** and entire design

Decide if show a list of icons, a set of buttons, a simple list or even develop your own menu

Choose the color set that better fits your portal



Set the tag to display service list where it better fits your portal Look and Feel.

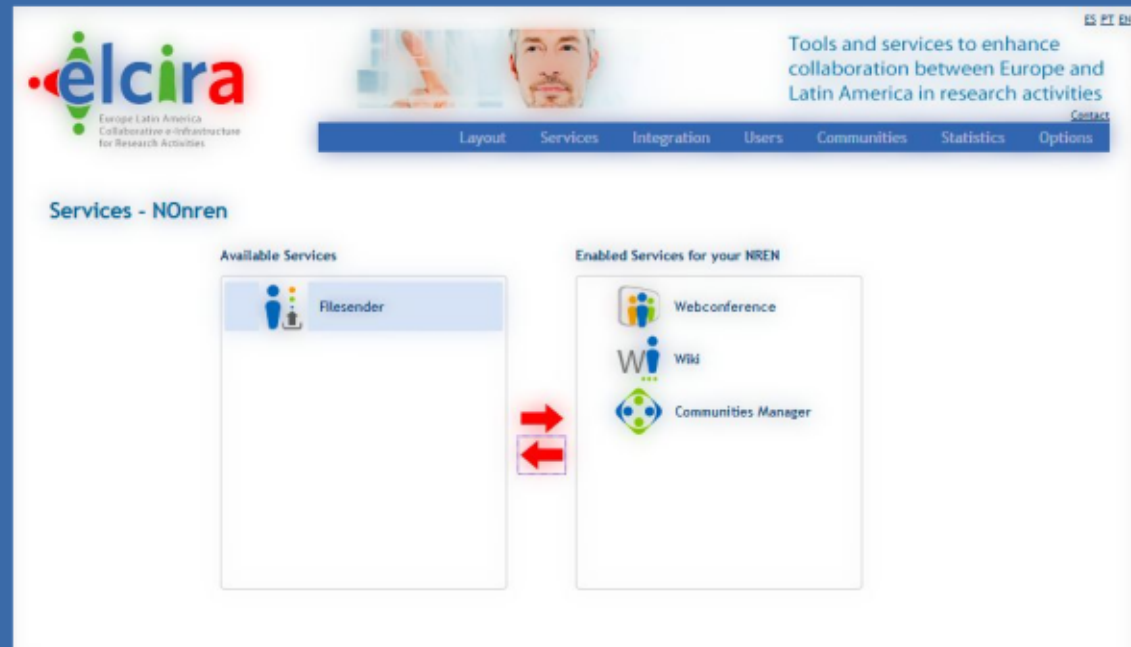
Set the iframe for the services wherever it is better for your portal Look and Feel



How to deliver the ELCIRA's services to your users

1. Register yourself as your NREN admin in the ELCIRA NRENadmin Portal.
2. Enable the desired services for your users.
3. Select how the list of services will be shown to your users.
 - Link the services to your NREN portal.
 - Enjoy!

2. Enable the desired services for your NREN



The screenshot displays the elcira web interface. At the top left is the elcira logo with the text "Europe Latin America Collaborative e-Infrastructure for Research Activities". To the right is a navigation menu with items: Layout, Services, Integration, Users, Communities, Statistics, and Options. A "Contact" link is also visible. The main content area is titled "Services - NOren" and is divided into two panels: "Available Services" and "Enabled Services for your NREN".

Available Services:

- Filesender

Enabled Services for your NREN:

- Webconference
- Wiki
- Communities Manager

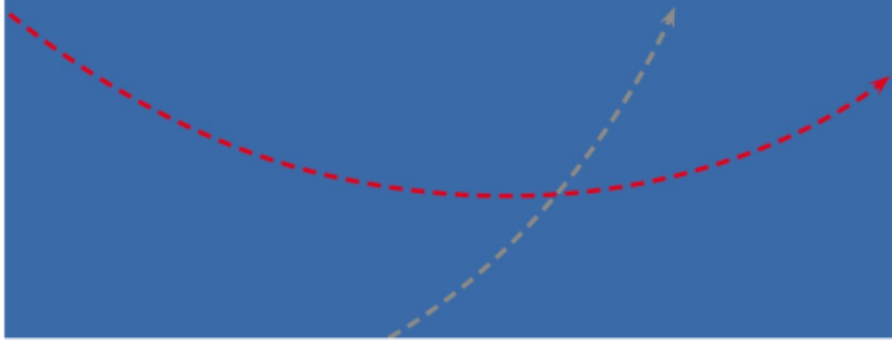
Two red arrows between the panels indicate the process of moving services from the available list to the enabled list.

3. Select how the list of services will be shown to your users

The screenshot shows the elcira administration interface. At the top left is the elcira logo with the text "Europe Latin America Collaborative e-Infrastructure for Research Activities". To the right is a navigation menu with items: Layout, Services, Integration, Users, Communities, Statistics, Options, and a Contact link. Below the navigation menu, the page title is "Layout". The main content area is titled "In main page, show services using the following graphical form:" and contains three panels. The first panel is a list of radio buttons with the following options: Webconference, Wiki, FileSender, and Communities' Portal. The second panel shows a 2x2 grid of icons: Communities (top-left), Wiki (top-right), Webconference (bottom-left), and File Transfer (bottom-right). The third panel shows a vertical list of service names: Webconference (VCE), Wiki, FileSender, and Communities' portal, with the "Webconference (VCE)" option selected.

4. Link the services to your NREN portal

Just download two .js files and link the services to the NREN site.





Europe Latin America
Collaborative e-Infrastructure
for Research Activities

