



2do. Encuentro de Investigadores RUAV

Que es ELCIRA?



- Europe Latin America Collaborative e-Infrastructure for Research Activities
 - Financiamiento: 1 Millón Euro.
 - Inicio: Julio 1/2012
 - Socios:
 - RedCLARA, DANTE, TERENA, RedIRIS, GARR, RNP, RENATA

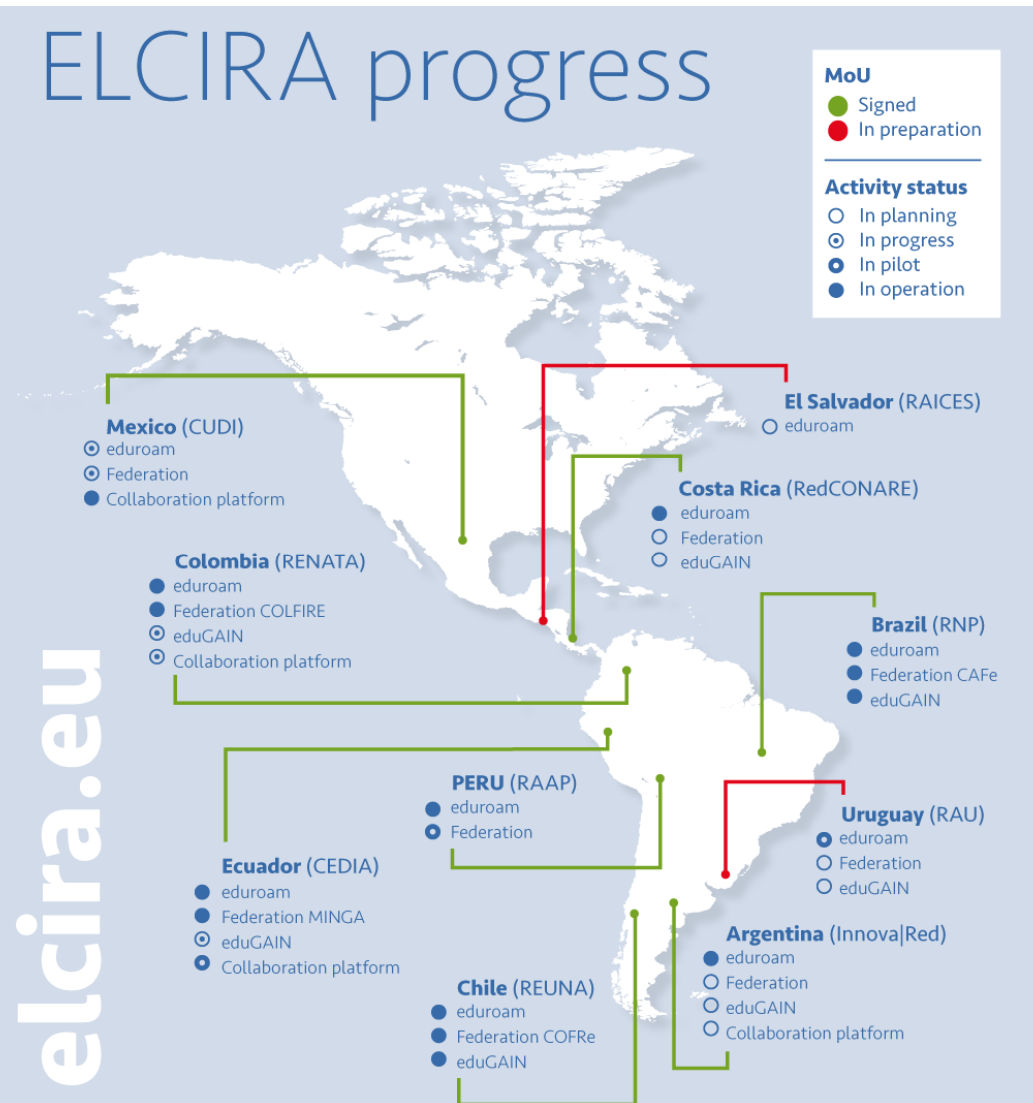
Paquetes de trabajo



- WP1: Gestión del proyecto
- WP2: Federaciones de identidad
- WP3: Servicios de Video-conferencia global
- WP4: Eduroam (Acceso roaming educativo)
- WP5: Servicios de nube (plataforma de colaboración)

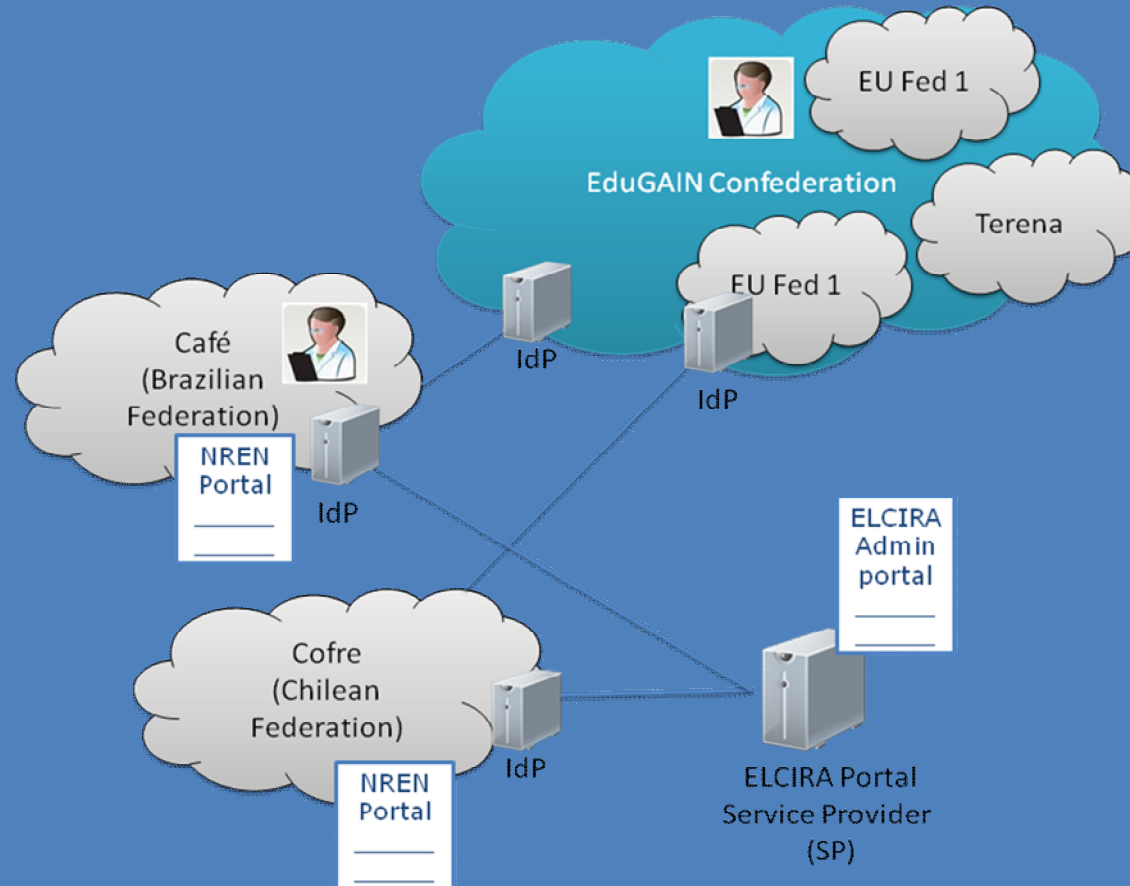
Progreso ELCIRA

ELCIRA progress



elcira.eu

WP2: Federaciones de Identidad



Socios de ELCIRA WP3



- *Partners*

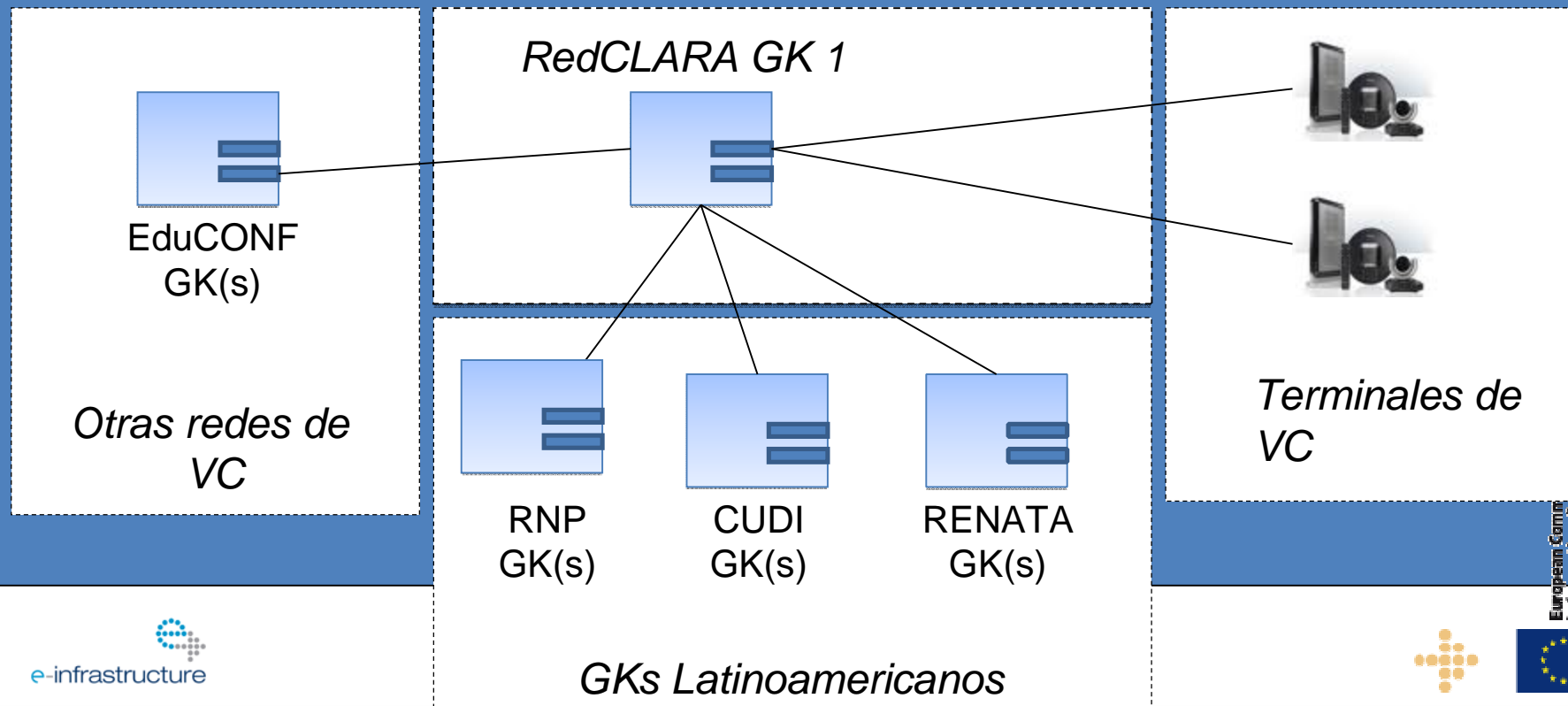


- *WP Focus:*

- Piloto de marcación LA and EU
- Interoperabilidad de las plataformas h323
- Integración con los pares en Europa

WP3: Red Global de Videoconferencia

- D3.2. Latin-American gatekeeper and dialing pilot service



ELCIRA WP3 Entregables



- D3.1 HQVS scope agreement LA-EU (month 7)
Status: *Delivered*

VC Certification programme

Network requirements
(Recommend)

Integrated VC directory
(Human and technical res.)

Integrated Dialing system
(LA-EU GK, GDS)

VC Federated Support Scheme

WP4: Eduroam



WP5: Socios del paquete de trabajo



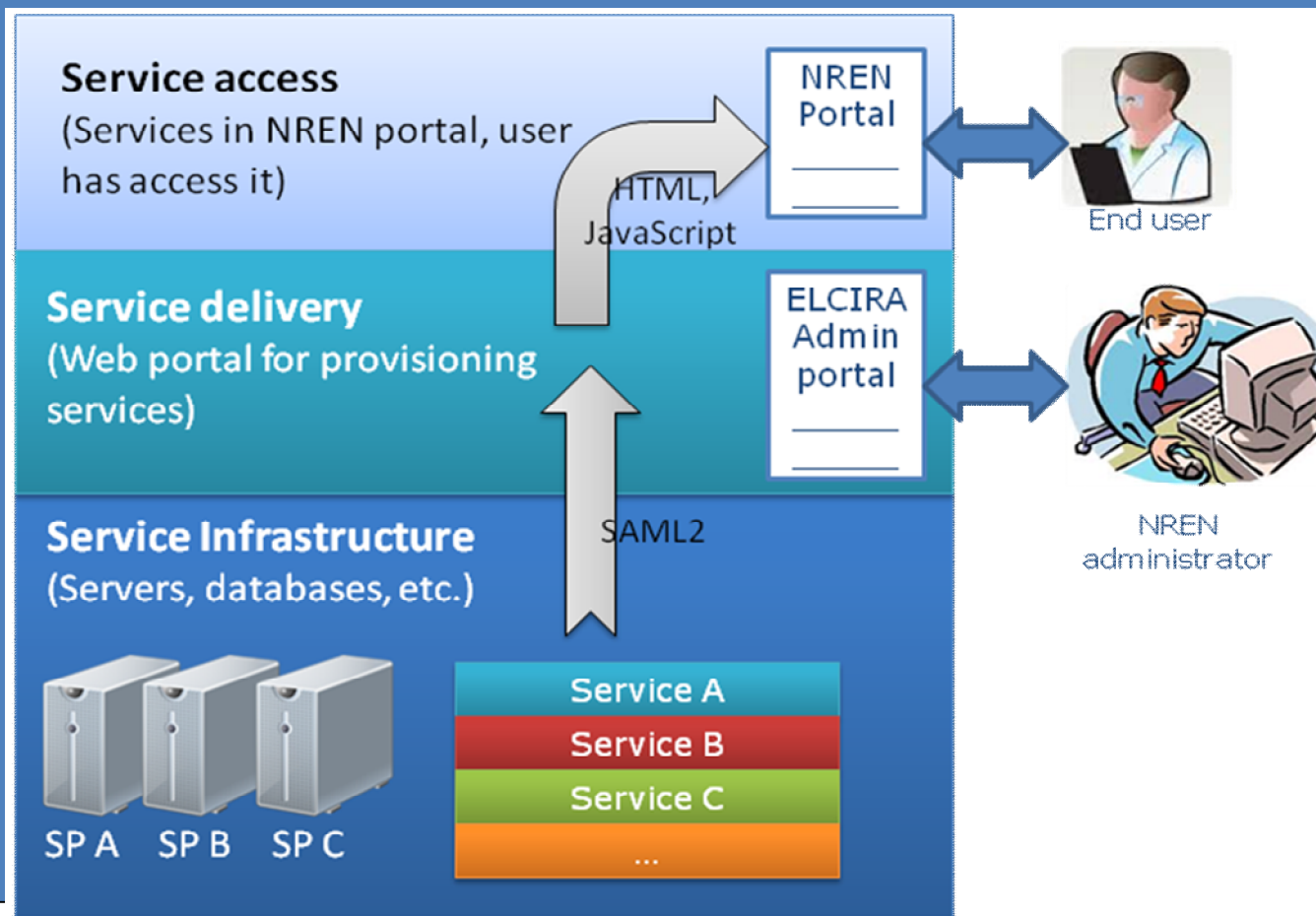
- Socios



- *WP Focus:*

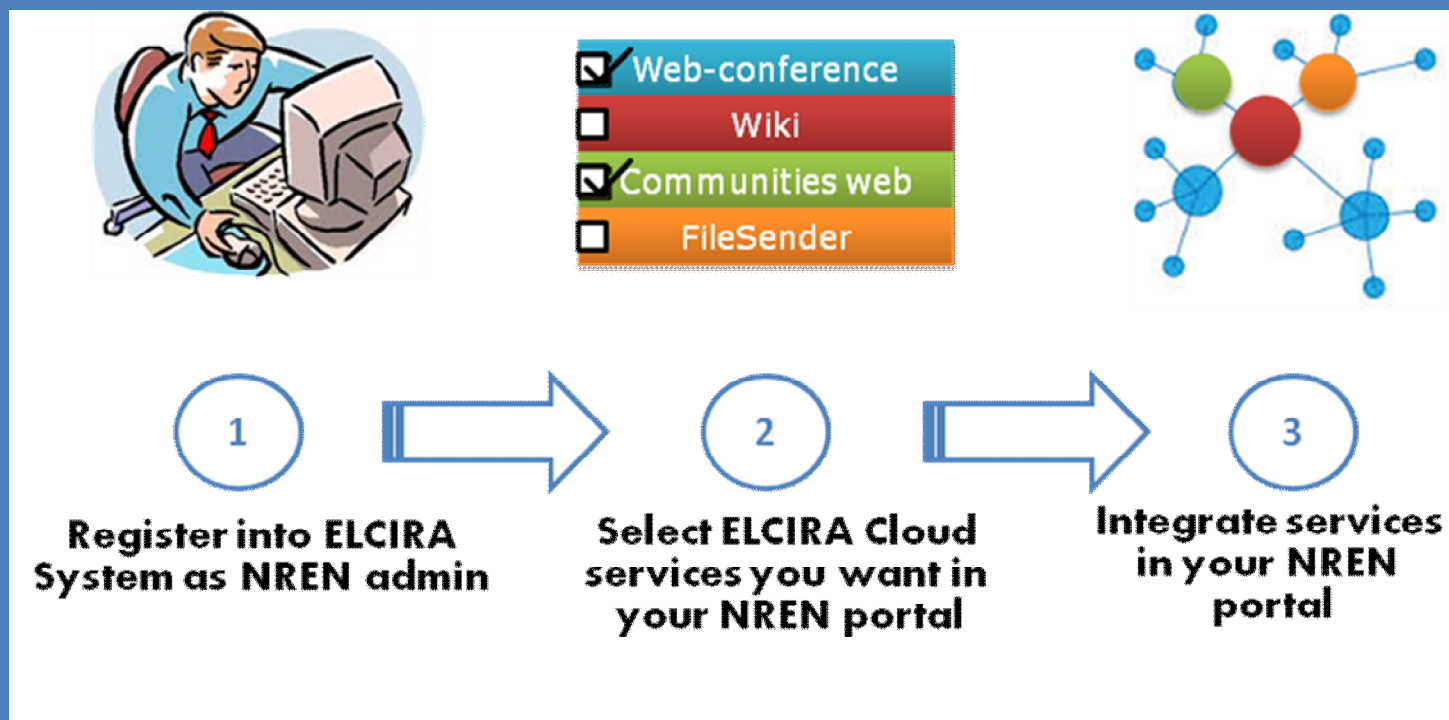
- Extender la plataforma de colaboración e implementar los servicios para comunidades en ambos lados del Atlantico.

WP5: Modelo de servicio



WP5: Modelo de servicio

- Pasos para obtener el servicio (Requiere integración de la federación)



Deliverables:

D5.3 Prototype of communities service space (1/2)



ES PT EN

Tools and services to enhance collaboration between Europe and Latin America in research activities

Contact

Layout Services Integration Users Communities Statistics Options

Services - NOren

Available Services

- Wiki

Enabled Services for your NREN

- Filesender
- Webconference
- Communities Manager
- Technical Assistance

Deliverables:

D5.3 Prototype of communities service space (2/2)



A screenshot of the ELCIRA website. The top left shows the ELCIRA logo. The top right has navigation links for 'ES', 'PT', and 'EN'. Below the logo is a navigation bar with links for 'Layout', 'Services', 'Integration', 'Users', 'Communities', 'Statistics', and 'Options'. The main content area is titled 'Integration - NOren' and contains a 'QUICK SETUP' section. The text in this section reads: 'In order to integrate the services to your Portal or Web site, you'd only need to follow these three steps:'. It then lists four steps: 1. Download the following files: a. jquery.min.js, b. localmessage.js; 2. Insert them into your html using the following sintaxis, with code snippets for script tags; 3. Create a <div> where ELCIRA's services will be shown, with a code snippet for a div tag; 4. Initialize the required variables, with a code snippet for script tags. The bottom right of the screenshot shows a vertical logo for the 'European Commission Information Society and Media'.